



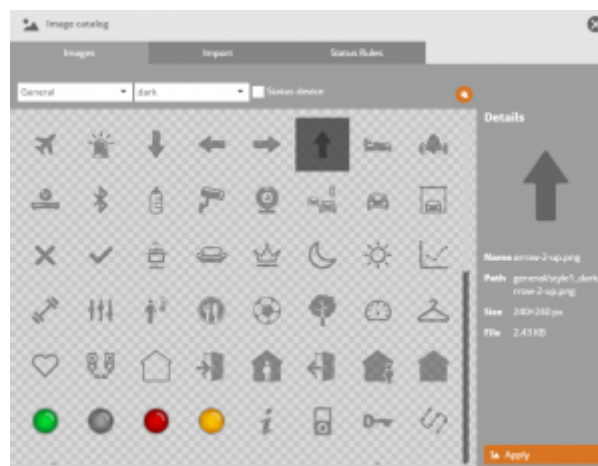
## Image catalog

The integrated image catalog manages all the images to be used as remote elements or page backgrounds in the remote pages. Additionally to the integrated standard graphics or optional skin sets, you can also import your individual images (formats: JPEG & PNG) to the image catalog and create a completely individualized remote control design for your App. → [import individual images](#)

To open the image catalog select a remote element (image or button) and click this icon  in the properties menu. The image catalog provides the three tabs “Images” (to select an icon/ image for the selected element), “Import” (to import your individual images) and “Status Rules” (to apply status rules that assign images to different status values).

All images in the catalog are categorized by the parameters “Type” and “Style”.

To improve the visibility of the images, you can modify the background colour by clicking the brush-  
icon .



From:  
<http://doku.mediola.com/> - **Dokumentationen**

Permanent link:  
<http://doku.mediola.com/doku.php?id=en:creator:img-imgcatalog>

Last update: **2016/09/22 12:23**

