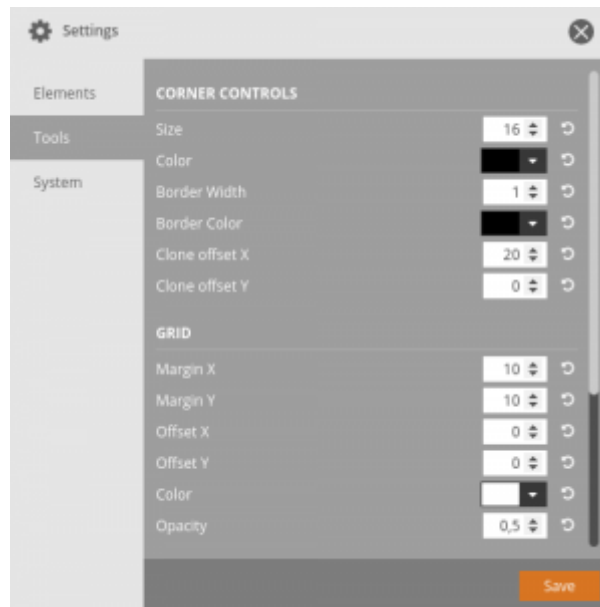
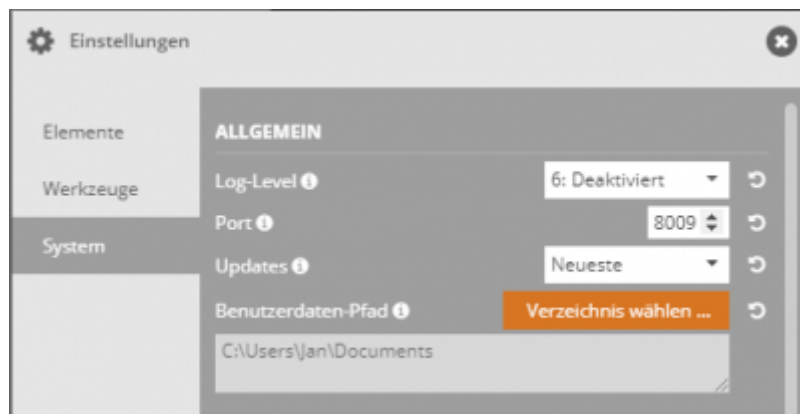


Settings

In this menu you can change several general setting for grid, aid lines, tooltips, corner controls as well as the standard size of inserted button elements and the live preview of webpage elements.



log level



You can set the log level for AIO CREATOR in "System". The log level is deactivated by default so no logs are recorded. You only need the log level in cooperation with our support. Depending on the case, support may ask you for log files. If this is the case, you will first need to enable the recording of log files.

new version notifications

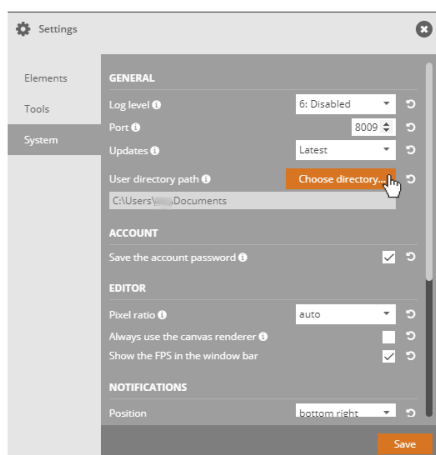
The AIO CREATOR NEO notifies you on the home screen when a new version is available. You can set whether you always want to be informed about the latest version or only receive notifications for certain version branches. This can e.g. be useful if you have consciously decided against SUS and want to stay on your previous version branch. In this case, you can adjust your notifications.

Change user directory path

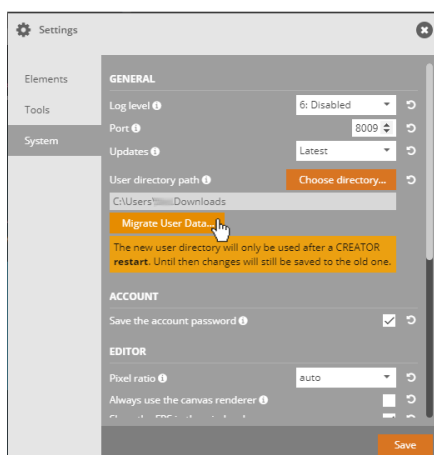
Requires AIO CREATOR NEO version 2.6.1 / 2.5.5 / 2.4.10 / 2.1.17 or higher

You can also change the user directory path and thus freely choose where your user-related data of the AIO CREATOR NEO is stored.

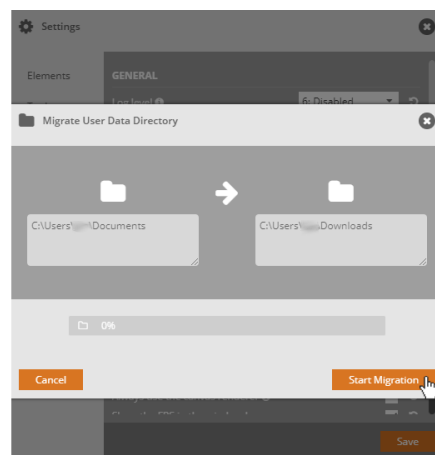
To change the default user directory path, proceed as follows:



1. Click *Choose directory*.



2. Select the new directory and click *Migrate User Data*.



3. To migrate your user data to the new directory click *Start Migration*.

Note: The new directory will not be used until the CREATOR is restarted.

From:

<http://doku.mediola.com/> - **Dokumentationen**

Permanent link:

<http://doku.mediola.com/doku.php?id=en:creator:ui-menu-settings>

Last update: **2020/03/06 12:36**

