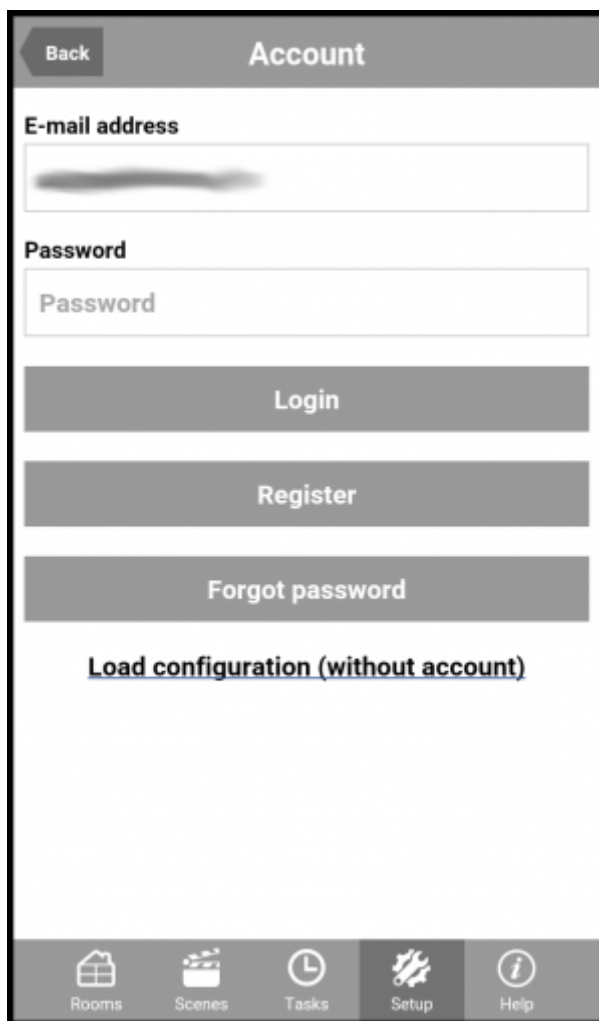


## General

Since version 1.51 IQONTROL gives you the opportunity to save and load configurations on your online account. Configurations which have been created with a Version below 1.51 can also be loaded to your account.

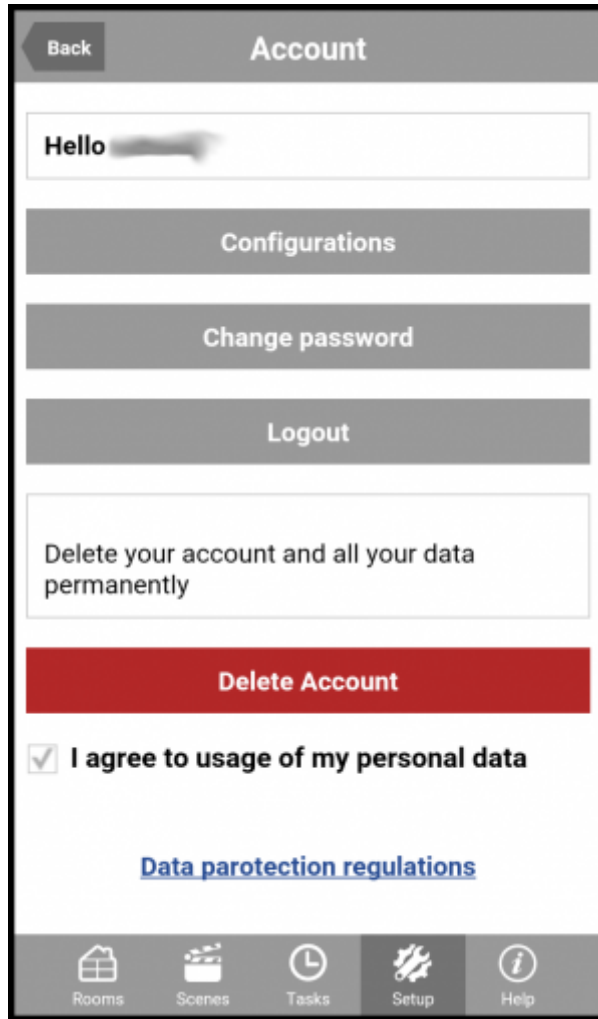
### Load configuration

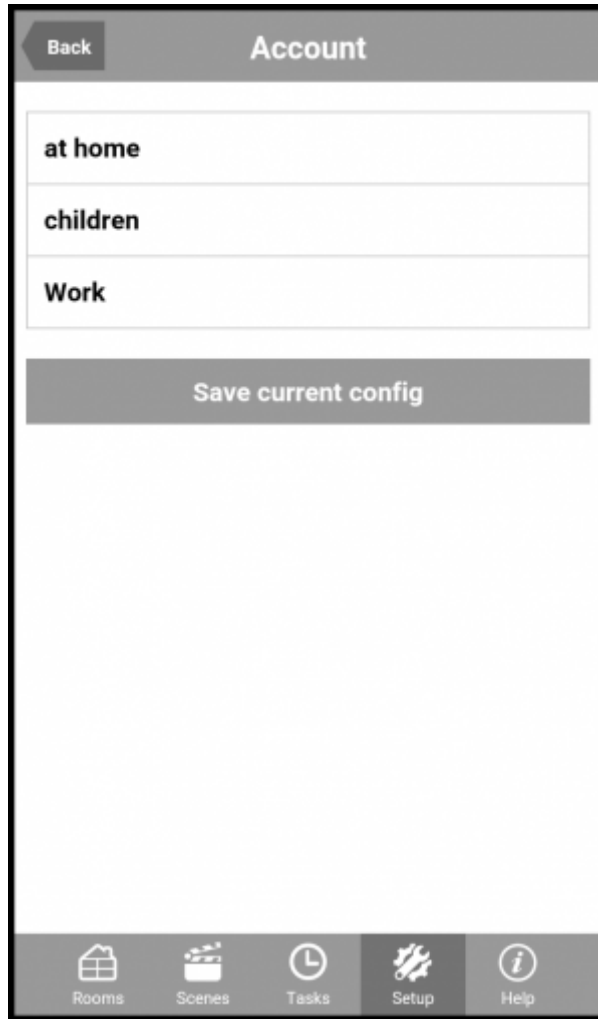
To load an older configuration you have to go to "Setup" and then tap on "Load configuration (without account)". Now you can load an older configuration which isn't on your account yet.



### Save a Configuration on your Account

Once the old configuration was loaded you can now change to your online account and save the configuration on it. To do this you have to go to "Configurations" and then tap "Save current config". By entering a name and a password and tapping "Save configuration" your configuration will be saved.





[Back](#) **Save configuration**

**Attention!**

Your configuration will be encrypted using a password before it is stored in the cloud.

**If the password is lost your configuration cannot be restored!**

**Password**

**Name**

**Save configuration**

Rooms Scenes Tasks Setup Help

From: <http://doku.mediola.com/> - **Dokumentationen**

Permanent link: [http://doku.mediola.com/doku.php?id=en:iqontrol:transfer\\_config](http://doku.mediola.com/doku.php?id=en:iqontrol:transfer_config)

Last update: **2016/06/27 17:11**

