

## General

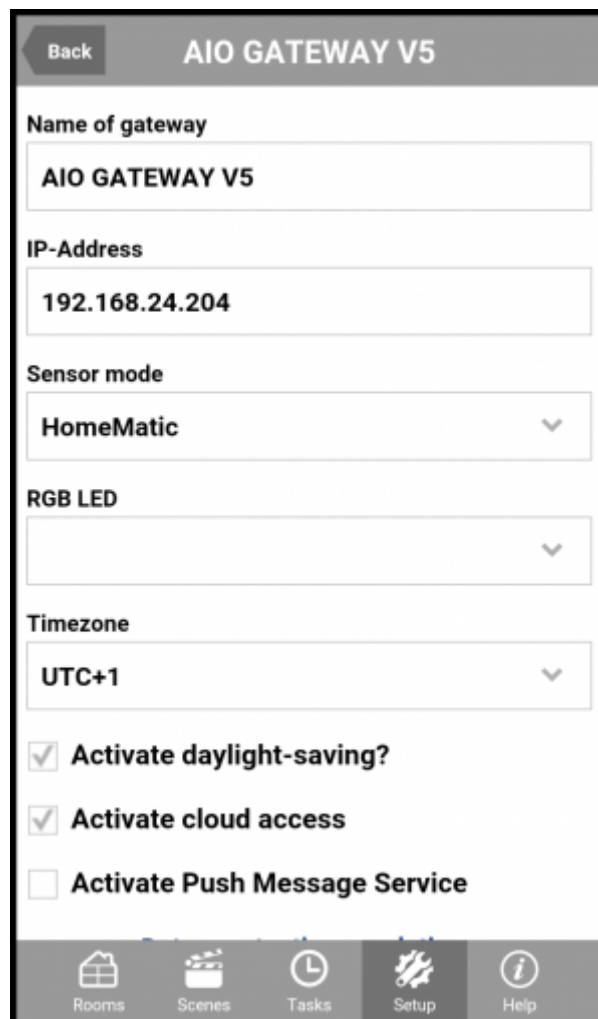
The cloud access allows IQONTROL users to control their gateway from outside their network. Please note that while using the cloud access the display of status indications could be delayed approx. one to two minutes.

**Attention:** You can only control devices via cloud access which are controlled by the AIO Gateway. IP-devices like Sonos or Philips Hue are controlled directly via IQONTROL-App and not via the gateway. Due to this fact they can't be controlled with the cloud access.

### Activate the cloud access

Before you can use the cloud access you have to activate it for every gateway. To activate the cloud access you have to open the category "Settings" and then the tab "Settings". Now select the gateway for which you want to activate the cloud access.

Now you have to check the checkbox "Activate cloud access".

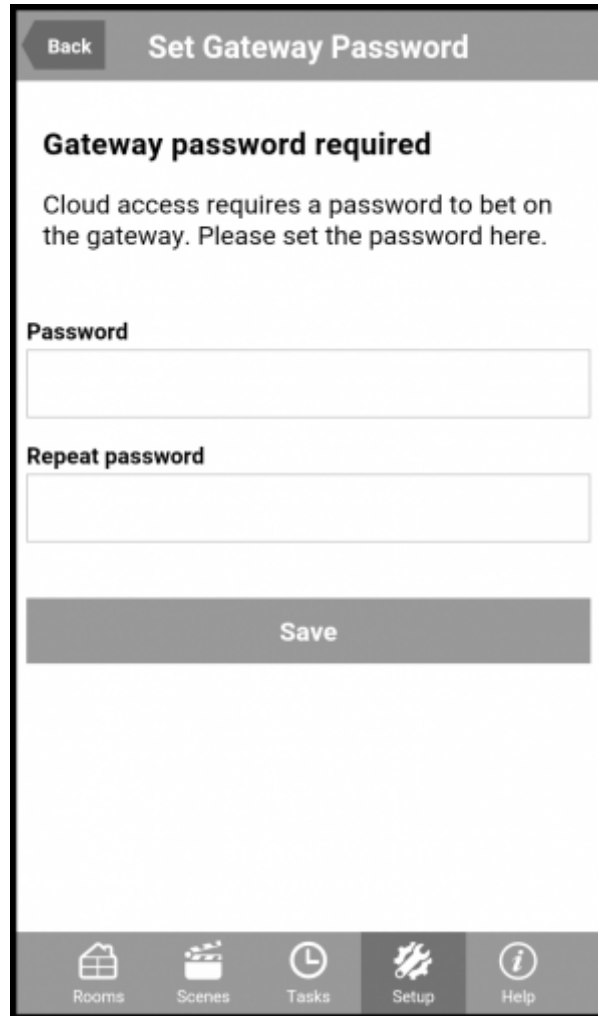


The screenshot displays the settings for an AIO GATEWAY V5. The fields are as follows:

- Name of gateway:** AIO GATEWAY V5
- IP-Address:** 192.168.24.204
- Sensor mode:** HomeMatic
- RGB LED:** (empty dropdown)
- Timezone:** UTC+1
- Activate daylight-saving?**
- Activate cloud access**
- Activate Push Message Service**

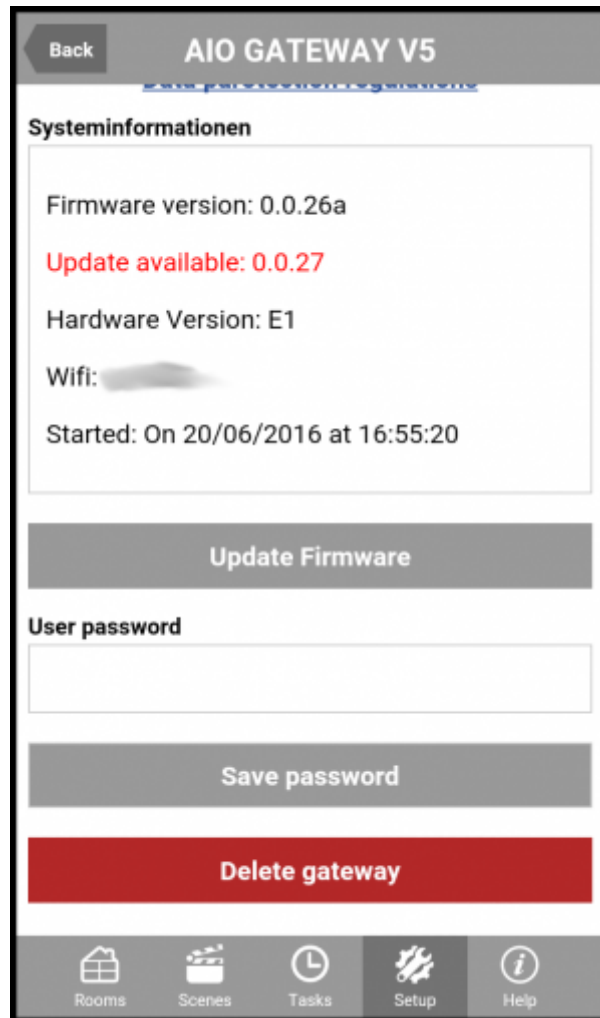
The bottom navigation bar includes: Rooms, Scenes, Tasks, Setup, and Help.

In the next step a password is required.



Enter the password and tap “Save” to save it.

**Notice:** If you have already set a password via ConfigTool you can enter it on the Setup-page of the gateway.



When the password has been set a test-link “Test cloud access” will appear. Tap the link to test the cloud access.

**Back** **AIO GATEWAY V5**

**Name of gateway**  
AIO GATEWAY V5

**IP-Address**  
192.168.24.204

**Sensor mode**  
HomeMatic

**RGB LED**

**Timezone**  
UTC+1

**Activate daylight-saving?**

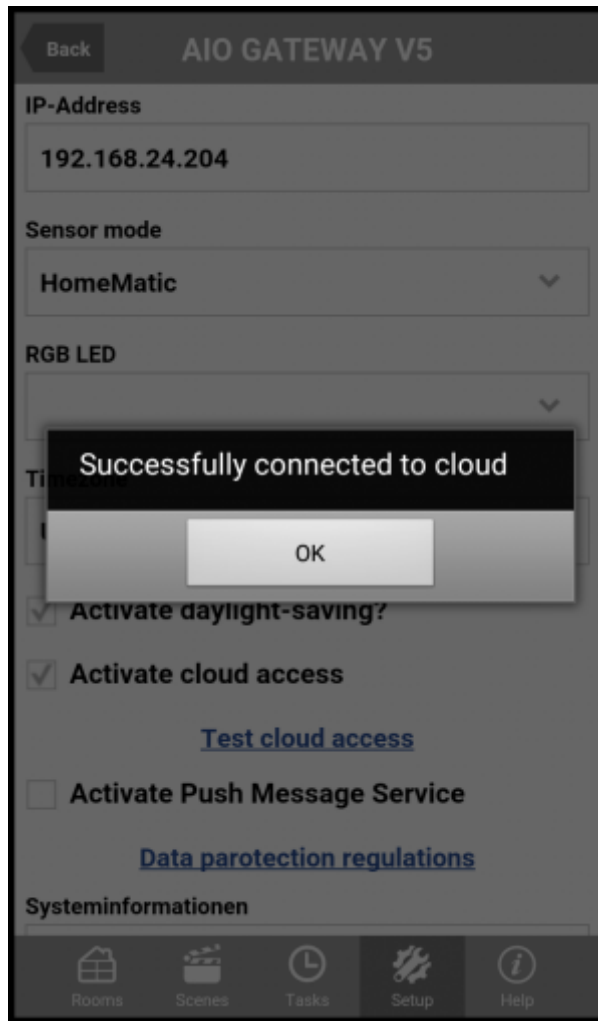
**Activate cloud access**

[Test cloud access](#)

**Activate Push Message Service**

Rooms Scenes Tasks Setup Help

If the test has been successful you will receive a message that you have connected successfully to the cloud.



From:  
<http://doku.mediola.com/> - **Dokumentationen**

Permanent link:  
[http://doku.mediola.com/doku.php?id=en:iqontrol:cloud\\_access](http://doku.mediola.com/doku.php?id=en:iqontrol:cloud_access)

Last update: **2016/06/28 13:16**

