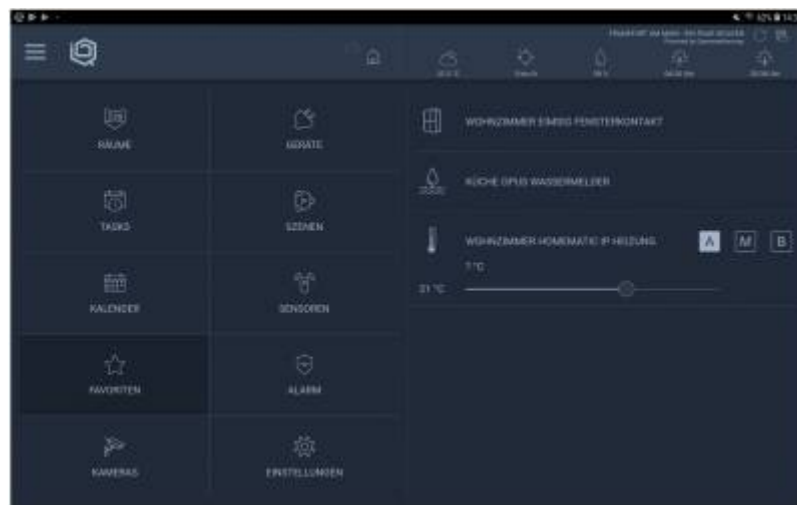


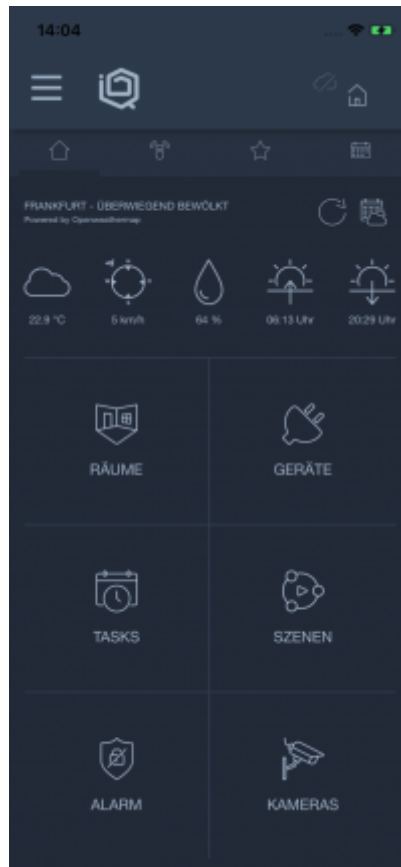
The IQONTROL NEO dashboard



IQONTROL NEO's start page provides an overview of various features and displays and gives access to the main menu (upper left corner), from where various settings are possible.

The 10 categories (tiles) on the start page are:

- Rooms: Devices displayed according to rooms
- Devices: Devices displayed by device type *
- Tasks: Overview of all tasks
- Scenes: Overview of scenes and possibility of starting scenes
- [Calendar](#): Overview of tasks based on dates
- Sensors: Sensors displayed according to device types
- Favorites: All Favorites
- Alarm: Activate/deactivate the created alarm task
- Cameras: Overview of your cameras
- Settings: Manage your IQONTROL NEO settings



Using a mobile, the layout of the start page is slightly different in favor of a good usability. You will find the following categories in 6 tiles:

- Rooms: Devices displayed according to rooms
- Devices: Devices displayed by device type
- Tasks: Overview of all tasks
- Scenes: Overview of scenes and possibility of starting scenes
- Alarm: Activate/deactivate the created alarm task
- Cameras: Overview of your cameras

The remaining 4 categories can be found as an additional menu bar at the top of the screen:

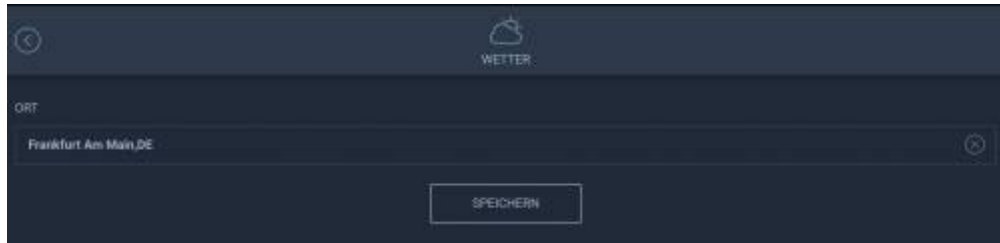
- Home: Back to the dashboard
- Sensors: Sensors displayed according to device types
- Favorites: All Favorites
- [Calendar](#): Overview of tasks based on dates

In addition, the following features can be found on the start page:

- Activ/inactive [remote control](#)
- Place and the corresponding weather and astro data (sunrise/sunset)

Location, weather and astro data on the start page

To display the local weather and astro data on the start page, open the main menu and go to "Settings" and tap on "Weather". Enter a city for local weather and astro data. For this purpose the format "city, country code" must be adhered to, e.g. "Frankfurt, de". If the city name is not unique (as in the example of Frankfurt) you can use name extensions, such as "Frankfurt am Main, de" to set the appropriate place.



Return to the start page afterwards and click on the refresh icon next to the city name.

From:

<http://doku.mediola.com/> - **Dokumentationen**

Permanent link:

http://doku.mediola.com/doku.php?id=en:iqontrol_neo:startseite

Last update: **2019/08/26 13:39**

