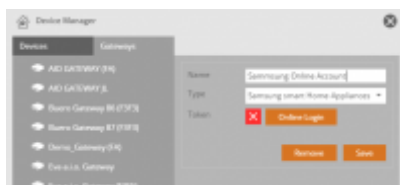


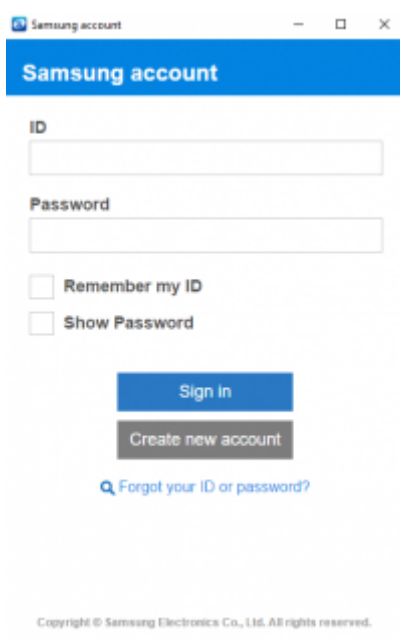
## Integrate Samsung Online Account for smart Appliances

If you are using the AIO CREATOR NEO with a NEO Plug-In for Samsung smart Appliances, you can integrate your Samsung Online Account as a gateway to the device manager. To create a Samsung Online gateway please open the gateways tab of the device manager and click the „new gateway“ button. Now enter a name and select “Samsung smart Appliances” in the “Type”-dropdown.

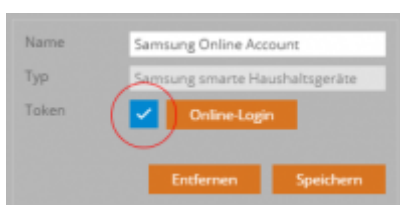
Now click on the Button “Online Login” under “Token”.



The following window opens, where you have to enter user and password of your Samsung Online Account.



Once your registration has been successful a check-image appears under “Token” (see image below).



Note: In case your registration of your Online Account has failed, this will be indicated by a red fail-image.

Finally store the Samsung gateway by clicking on “Save”. In the next step you can import the smart appliances from your Online Account as devices in the device manager.

## NEO, Plugins, Samsung, Installation

From:

<https://doku.mediola.com/> - **Dokumentationen**

Permanent link:

<https://doku.mediola.com/doku.php?id=en:creator:ui-menu-devicemanager-samsungsaimport>

Last update: **2017/01/27 15:23**

